

SIMPLIFIED DRUG IDENTIFICATION

The drug identification tool contains images:

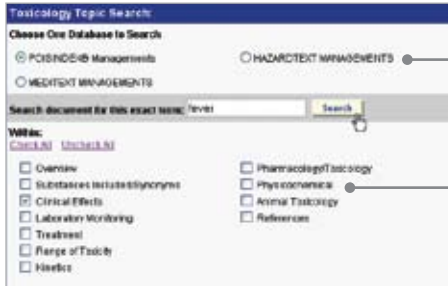
1. Select **Drug Identification** from the **Drugs** or **Toxicology** dropdown menus on the main screen.
2. Enter a description based on one or all of the following parameters: Imprint Code and/or physical characteristics (Pattern, Shape, Color).
Click the **Search** button.
3. Click the drug name from the intermediate results page.
4. The drug image and physical description will appear.



FULL-TEXT SEARCHING

Find an exact word within a specific section of a document:

1. Select **Specific Topic Search** from the **Drug**, **Toxicology**, **Disease**, or **Labs** tab.
2. Select the database you wish to search. A list of document sections specific to that database will appear at the bottom of the search box.
3. Check the boxes next to the various document sections to search within them.
4. Type an exact term or phrase and click **Search**.
5. Your search results are ranked by number of hits per document. The first link takes you to the beginning of the document.



IV COMPATIBILITY SEARCHING AND REPORTING

1. Click the **IV Compatibility** tab on the main screen.
2. Choose either **Multiple Drug Search** or **Single Drug Search**.
3. Type a few letters of a drug name. The word wheel feature helps you locate drugs with similar names or difficult spellings.
4. To perform a **Single Drug Search**, simply click **Check Compatibility**.
5. With the **Multiple Drug Search**, click **Add** to include each drug in your search. Then click **Check Compatibility**.
6. Compatibility results are displayed with color-coded icons.
7. To check other compatibility information, select the tabs along the top of your results table.

thomsonreuters.com
 Thomson Reuters
 777 E. Eisenhower Parkway
 Ann Arbor, MI 48108 USA
 Phone +1 800 525 9083

©2008 Thomson Reuters.
 All rights reserved.
 PRO-1749 10/08 BH



THOMSON REUTERS

MICROMEDEX® HEALTHCARE SERIES

Whether you need a quick double-check for an everyday task or in-depth information for treating a complex case, having the right information is critical.

Via Internet or intranet, quickly pinpoint your answers with the **Micromedex Healthcare Series** from the Healthcare business of Thomson Reuters by clicking on any tab.*


* Access to resources may vary due to your facility's subscription.



KEYWORD SEARCHING

From the Main tab, you can search all databases at once:

1. Enter the term you wish to search for and click **Search**.
2. For a broader search, use **Begins With**.
For a narrower search, use **Exact Match**.
3. Search results are displayed in two columns: Column one details which database contains the information. Column two provides links to title and synonym matches. You can also refine your search by product, adverse reaction, dosage, indication, or interaction.
4. To instantly jump to a specific set of information, click the **Go To** links at the top of your results page.



PERSISTENT DOCUMENT OUTLINE

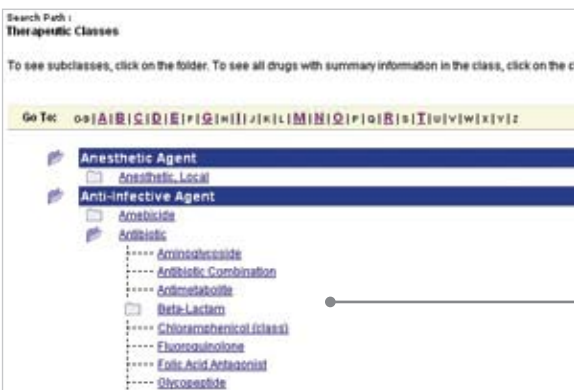
Quickly navigate within a document:

1. Once you select a title from your search results, you are brought directly to your specified document.
2. The document outline floats with the page. Rather than scrolling, you can quickly navigate to any portion of the document by clicking the purple links in the **Persistent Document Outline**.
3. Plus, within any document, your original search term remains in bold.

COMPARATIVE DRUG SUMMARIES

Quickly compare two drugs side by side:

1. Select **Compare Drug Summaries** from the **Drugs** tab dropdown menu on the main screen.
2. Enter the names of two or more drugs you wish to compare. Click **Search**.
3. Select the specific substance if there is more than one match. Click **Display Comparison**.
4. Your results are displayed in a tabular format.



THERAPEUTIC CLASS TREE SEARCHING

Compare multiple drugs in a class or sub-class:

1. Select **Therapeutic Classes** from the **Drugs** tab dropdown menu.
2. To see classes and sub-classes, click the folders. To see all drugs in the therapeutic class, click the hyperlinked class name.
3. Click the name of the drug to see summary information for that substance.
4. If you wish to compare drugs within a therapeutic class, mark the checkboxes next to those specific drugs. Then click **Compare Selected Drugs**.
5. View simultaneous, side-by-side drug comparisons by selecting them in the dropdown menus **Display in Column One** and **Display in Column Two**.

DRUG INTERACTION SEARCHING & REPORTING

1. Select the **Interactions** tab.
2. Enter the substance(s) you wish to search along with applicable drug allergies. Click **Check Interactions**.
3. Results for all interactions will be displayed in detailed tabular format.
4. Use the dropdown arrows to filter by interactions, severity, or documentation.
5. The items you searched and their full generic names appear in the **Interactions For** dropdown box. If you conducted a multiple interactions search, clicking the links leads you to a **Single Interactions** table.

